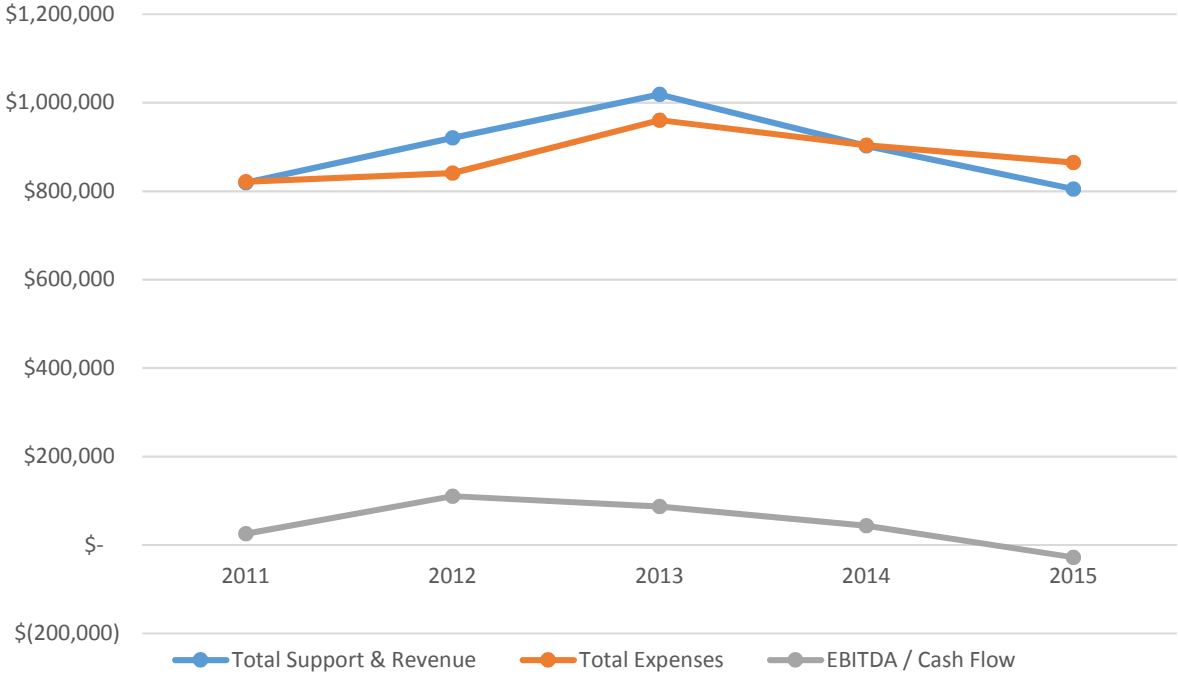
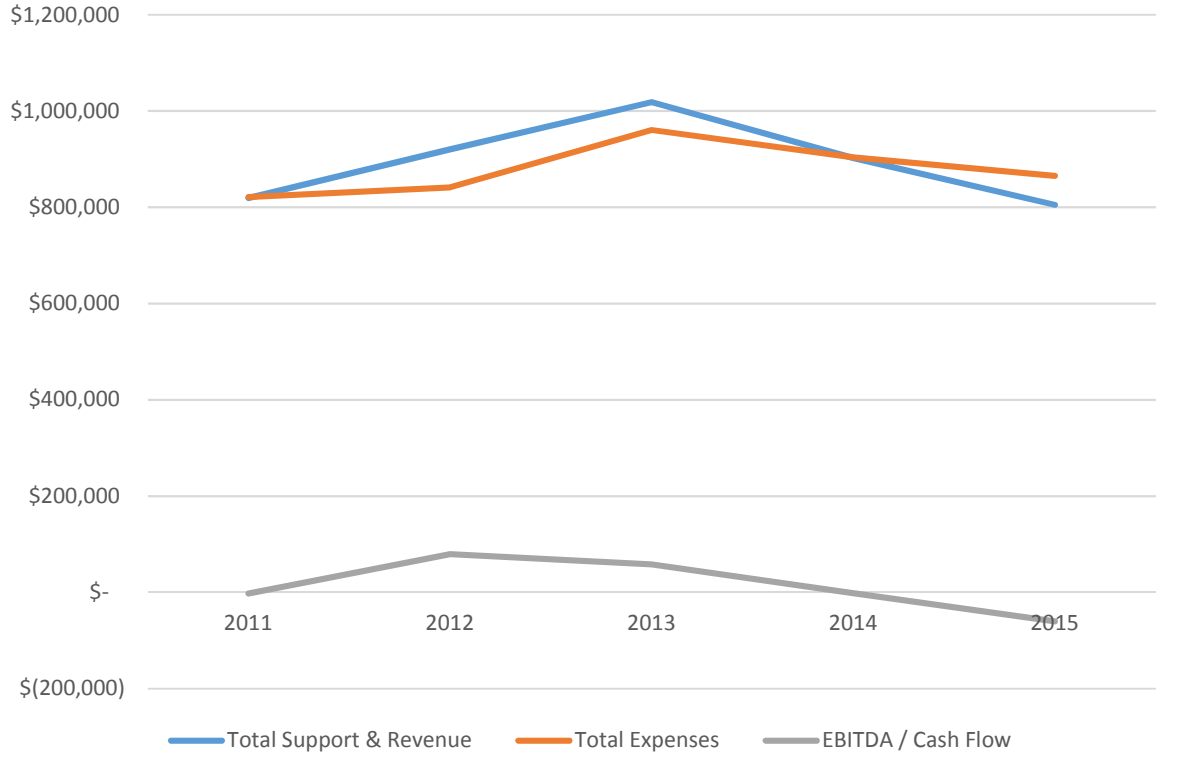


Lincoln Trails - Source	Audit 2011	Audit 2012	Audit 2013	Audit 2014	Audit - Draft 2015
Total Support & Revenue	\$ 819,604	\$ 920,809	\$ 1,018,835	\$ 902,402	\$ 805,081
Total Expenses	\$ 821,470	\$ 841,292	\$ 960,690	\$ 903,977	\$ 865,179
Surplus (Deficit)	\$ (1,866)	\$ 79,517	\$ 58,145	\$ (1,575)	\$ (60,098)
Depreciation Expense	\$ 25,848	\$ 29,860	\$ 28,480	\$ 43,705	\$ 31,206
Interest Expense	\$ 1,677	\$ 1,119	\$ 603	\$ 1,580	\$ 1,120
Major Support & Revenue					
Friends of Scouting	\$ 176,781	\$ 177,725	\$ 180,715	\$ 188,171	\$ 168,190
Camping	\$ 136,299	\$ 129,908	\$ 166,744	\$ 163,695	\$ 152,215
Popcorn	\$ 174,696	\$ 185,417	\$ 181,430	\$ 173,883	\$ 163,548
Battery	\$ 620	\$ 1,442	\$ 6,857	\$ 11,637	\$ 23,489
Investment Income	\$ (2,398)	\$ 47,143	\$ 47,754	\$ 8,439	\$ (24,603)
United Way	\$ 81,193	\$ 62,620	\$ 60,659	\$ 62,616	\$ 47,299
Other Program Activities	\$ 51,912	\$ 74,778	\$ 170,387	\$ 73,853	\$ 96,283
Expenses					
Employee	\$ 494,602	\$ 509,870	\$ 513,153	\$ 519,429	\$ 475,796
Vehicle	\$ 36,287	\$ 39,419	\$ 55,464	\$ 42,388	\$ 48,560
Supplies	\$ 79,551	\$ 89,128	\$ 122,323	\$ 99,501	\$ 91,342
Equipment	\$ 8,135	\$ 10,589	\$ 13,840	\$ 11,933	\$ 13,308
Awards	\$ 12,310	\$ 12,292	\$ 18,793	\$ 11,062	\$ 10,569
Insurance	\$ 14,278	\$ 15,220	\$ 17,771	\$ 19,578	\$ 22,197
Utilities	\$ 66,033	\$ 62,911	\$ 71,127	\$ 70,231	\$ 70,650
Assistance to Individuals	\$ 19,512	\$ 14,539	\$ 19,821	\$ 24,051	\$ 16,832
Interest	\$ 1,677	\$ 1,119	\$ 603	\$ 1,580	\$ 1,120
Depreciation	\$ 25,848	\$ 29,860	\$ 28,480	\$ 43,705	\$ 31,206
EBITDA / Cash Flow	\$ 25,659	\$ 110,496	\$ 87,228	\$ 43,710	\$ (27,772)
Empl. Exp. % of Tot. Exp.	60%	61%	53%	57%	55%

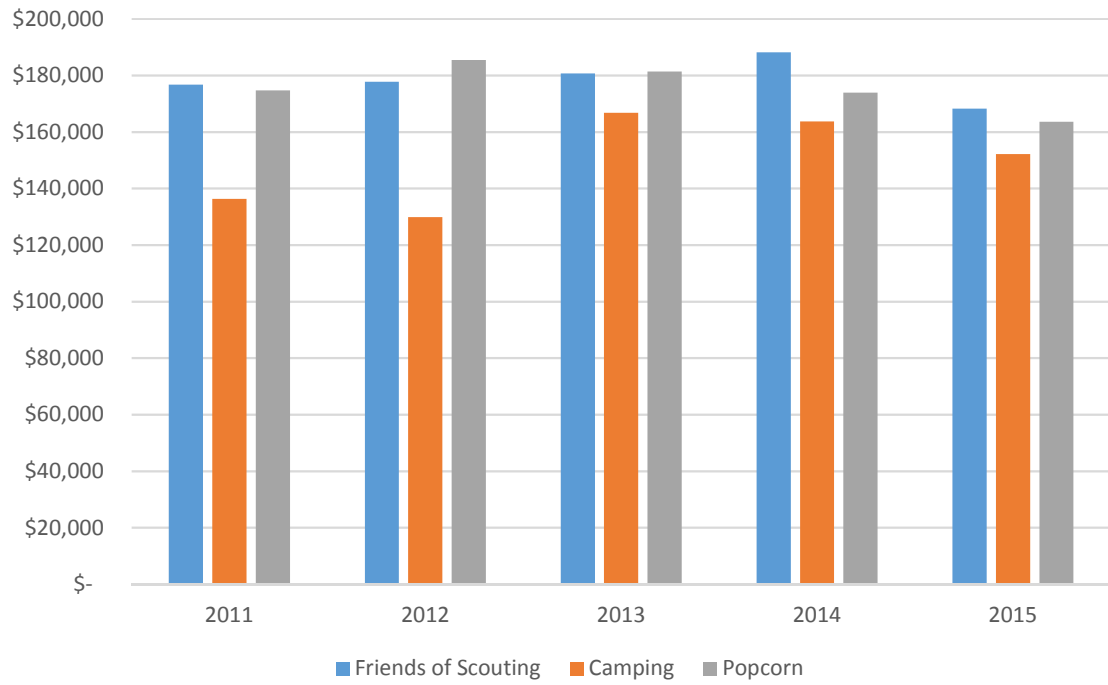
Support & Revenue vs. Expenses
and Cash Flow - Lincoln Trails



Support & Revenue vs. Expenses
Surplus (Deficit) - Lincoln Trails



FOS / Camping / Popcorn Lincoln Trails



Top 6 Non-Employee Expense Categories Lincoln Trails

