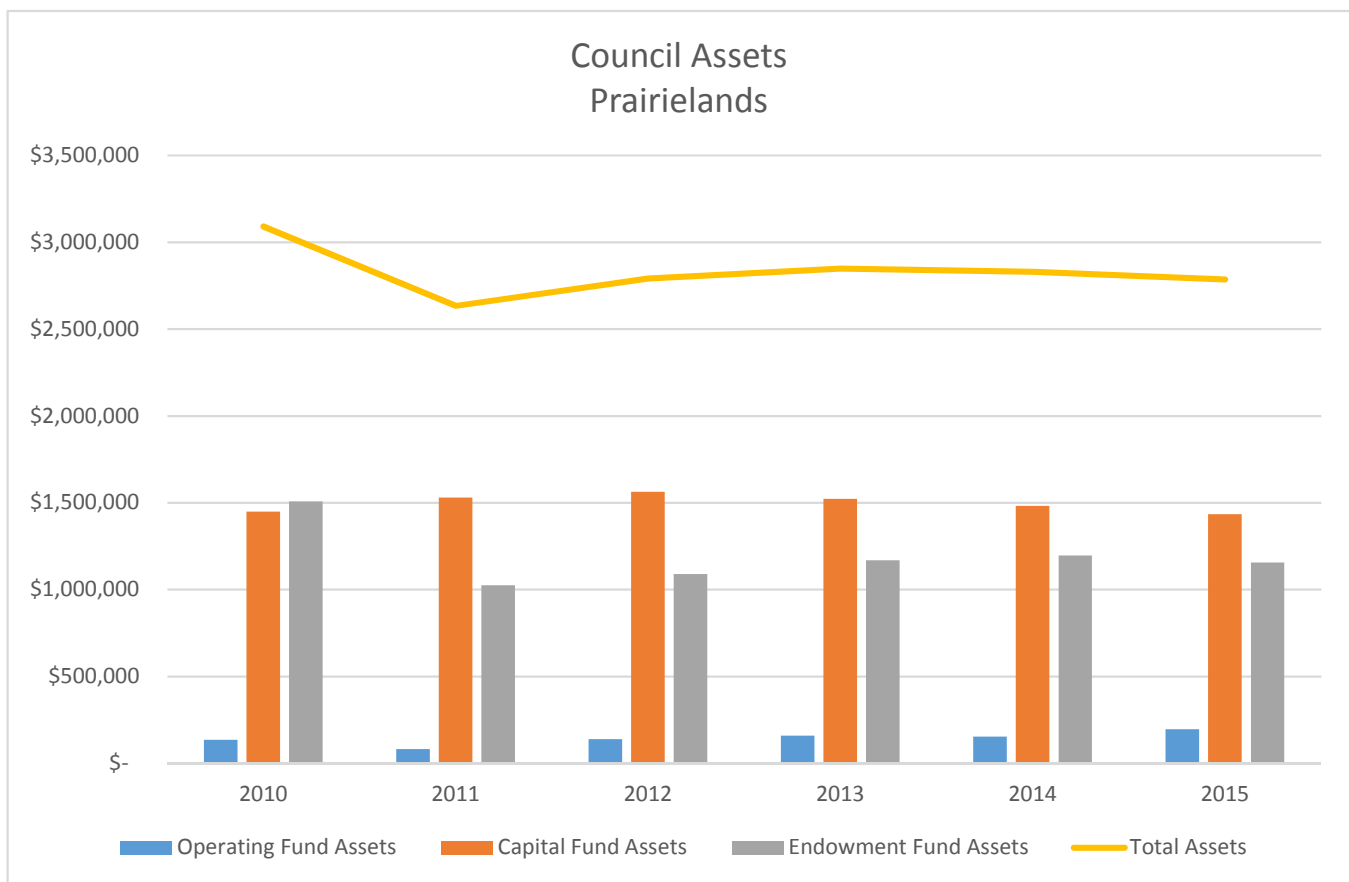
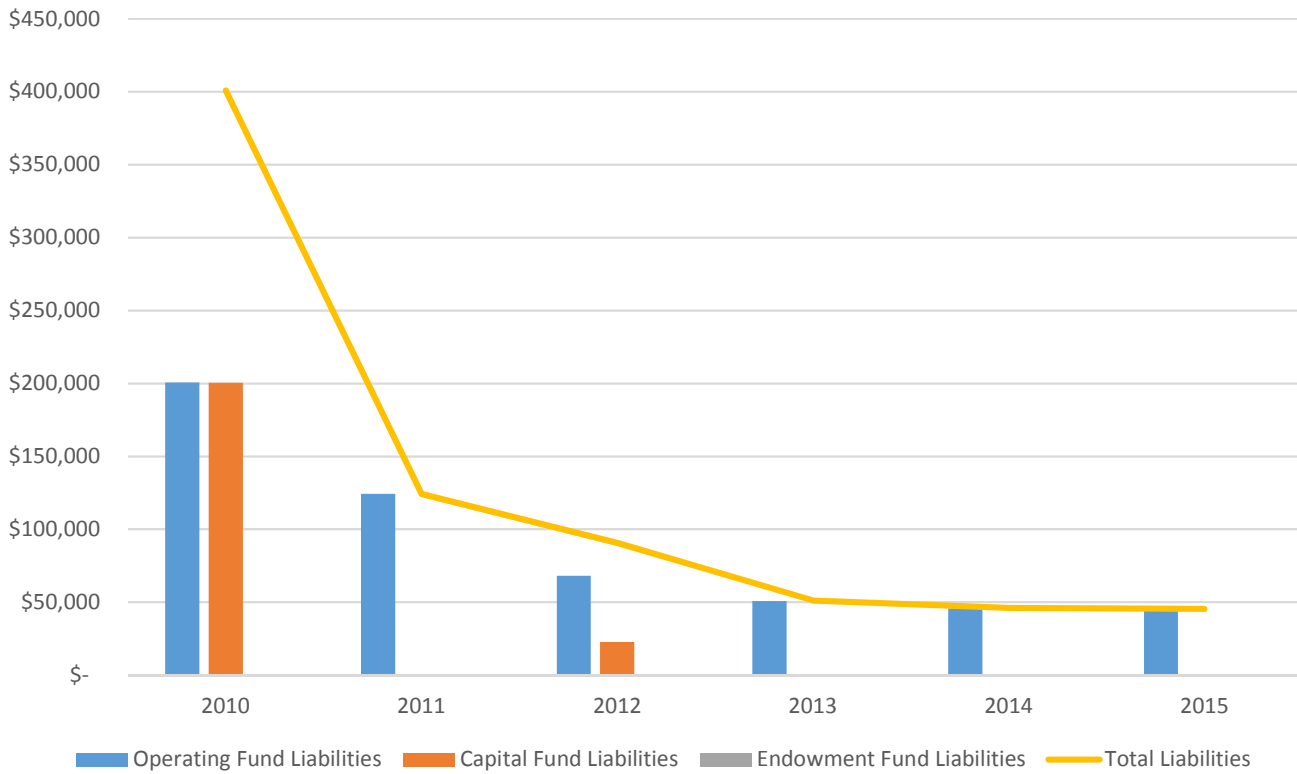


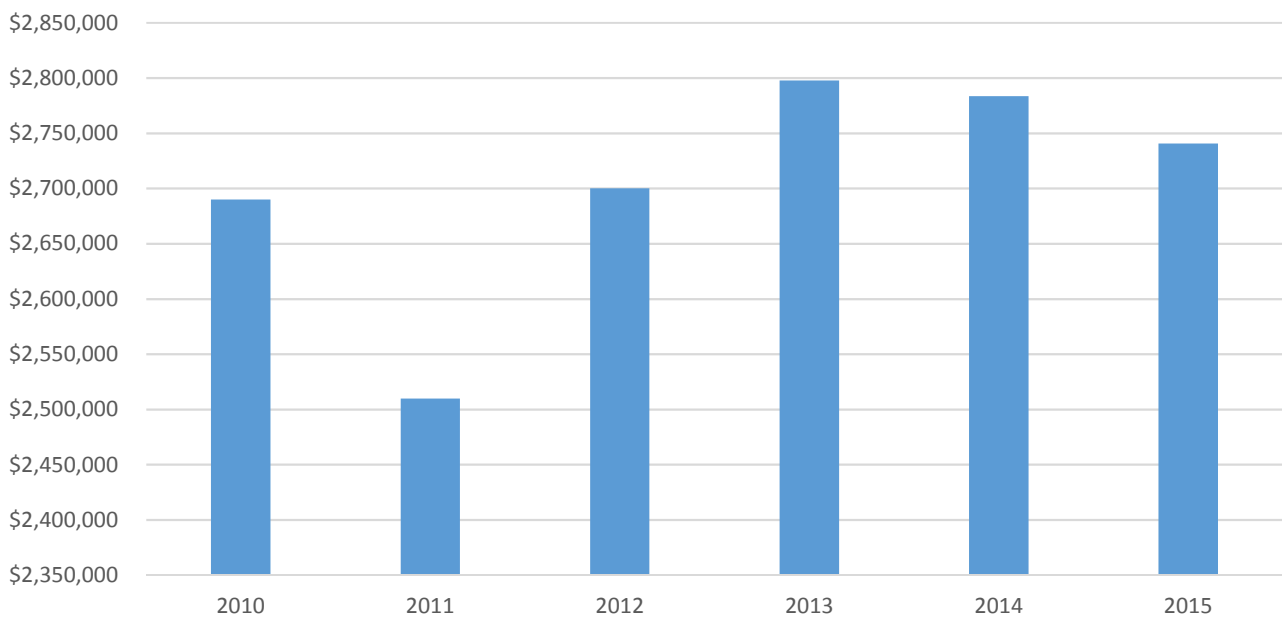
Prairielands - Source	Audit 2010	Audit 2011	Audit 2012	Audit 2013	Audit 2014	Draft - Audit 2015
Operating Fund Assets	\$ 134,919	\$ 80,604	\$ 139,005	\$ 157,910	\$ 153,395	\$ 196,133
Capital Fund Assets	\$ 1,447,987	\$ 1,528,611	\$ 1,562,735	\$ 1,522,749	\$ 1,481,242	\$ 1,434,271
Endowment Fund Assets	\$ 1,508,089	\$ 1,024,873	\$ 1,088,995	\$ 1,168,059	\$ 1,195,196	\$ 1,155,730
Total Assets	\$ 3,090,995	\$ 2,634,088	\$ 2,790,735	\$ 2,848,718	\$ 2,829,833	\$ 2,786,134
Operating Fund Liabilities	\$ 200,634	\$ 124,228	\$ 68,085	\$ 50,697	\$ 45,661	\$ 45,031
Capital Fund Liabilities	\$ 200,330	\$ -	\$ 22,643	\$ 351	\$ 526	\$ 351
Endowment Fund Liabilities	\$ -	\$ -	\$ -	\$ -	\$ -	\$ -
Total Liabilities	\$ 400,964	\$ 124,228	\$ 90,728	\$ 51,048	\$ 46,187	\$ 45,382
Total Net Assets	\$ 2,690,031	\$ 2,509,860	\$ 2,700,007	\$ 2,797,670	\$ 2,783,646	\$ 2,740,752



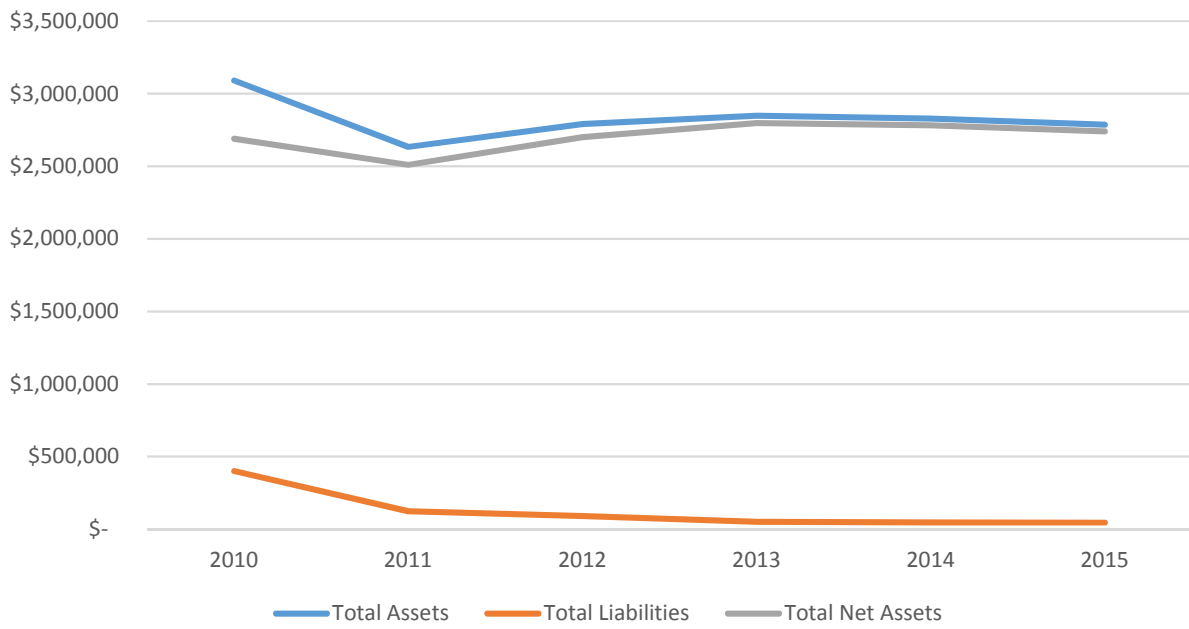
Council Liabilities Prairiелands



Total Net Assets Prairiелands



Council's Combined Balance Sheet Prairielands



Operating Fund Prairielands

