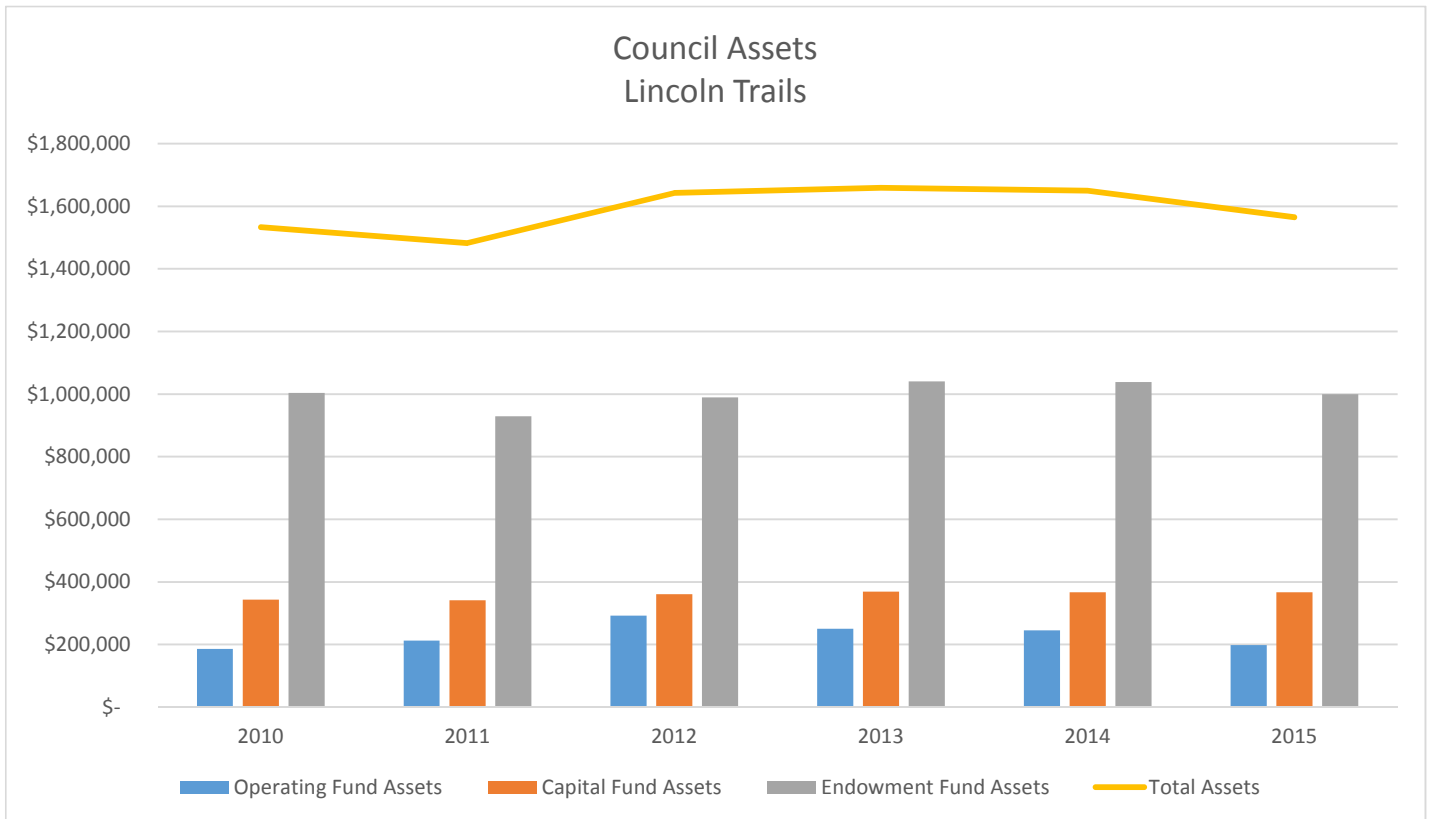
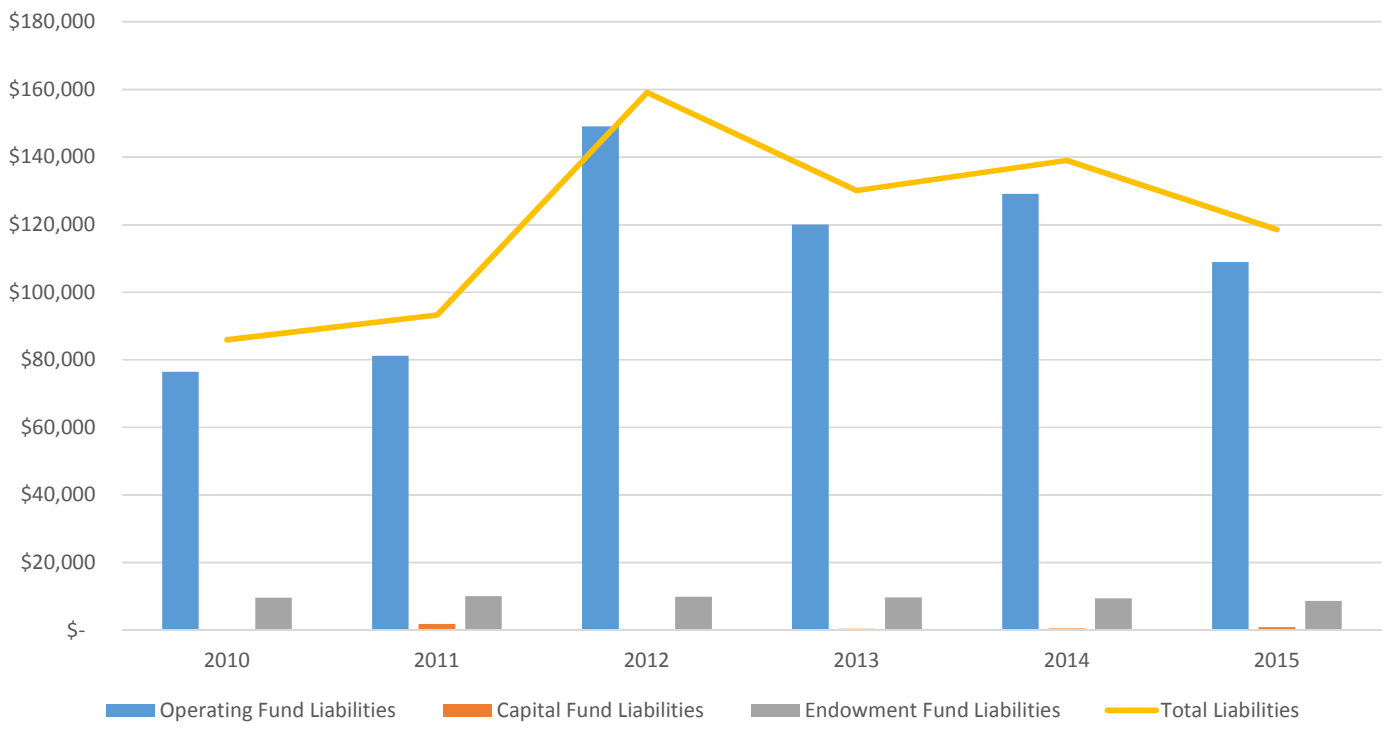


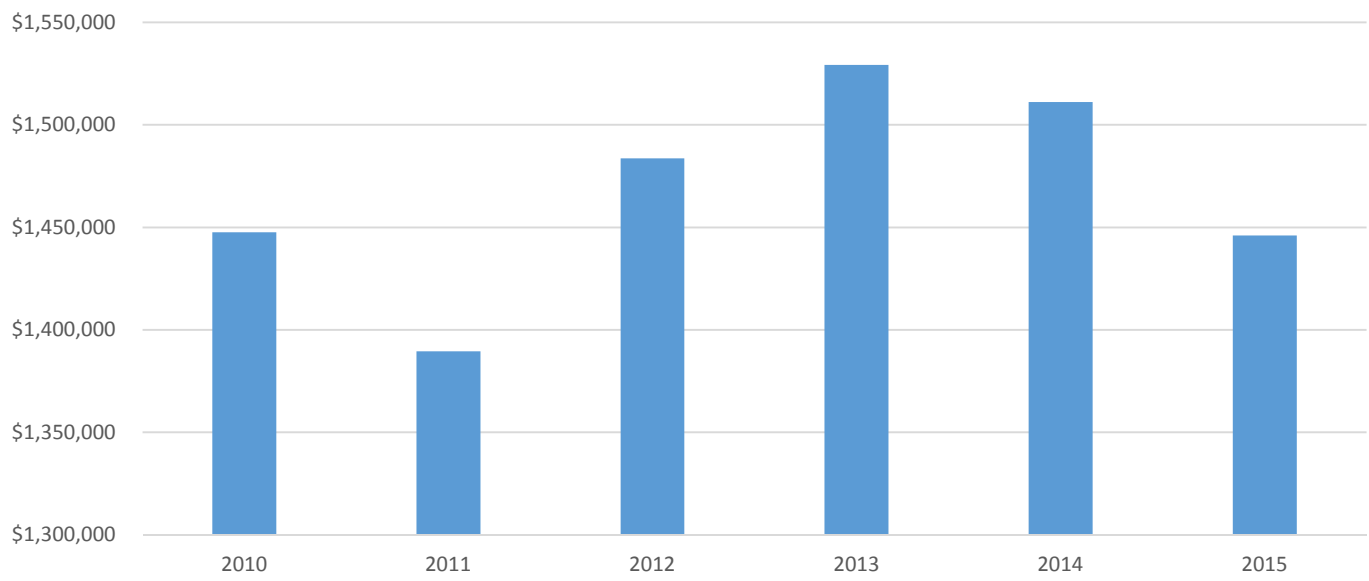
Lincoln Trails - Source	Audit 2009	Audit 2010	Audit 2011	Audit 2012	Audit 2013	Audit 2014	Audit - Draft 2015
Operating Fund Assets	\$ 294,145	\$ 186,293	\$ 212,143	\$ 291,927	\$ 250,080	\$ 244,612	\$ 198,596
Capital Fund Assets	\$ 289,910	\$ 343,026	\$ 341,004	\$ 360,886	\$ 368,566	\$ 367,242	\$ 366,318
Endowment Fund Assets	\$ 994,618	\$ 1,004,193	\$ 929,604	\$ 989,921	\$ 1,040,762	\$ 1,038,329	\$ 999,764
Total Assets	\$ 1,578,673	\$ 1,533,512	\$ 1,482,751	\$ 1,642,734	\$ 1,659,408	\$ 1,650,183	\$ 1,564,678
Operating Fund Liabilities	\$ 182,124	\$ 76,384	\$ 81,284	\$ 149,127	\$ 120,046	\$ 129,164	\$ 108,996
Capital Fund Liabilities	\$ 1,234	\$ -	\$ 1,861	\$ 97	\$ 407	\$ 458	\$ 895
Endowment Fund Liabilities	\$ 8,938	\$ 9,576	\$ 10,098	\$ 9,878	\$ 9,666	\$ 9,392	\$ 8,646
Total Liabilities	\$ 192,296	\$ 85,960	\$ 93,243	\$ 159,102	\$ 130,119	\$ 139,014	\$ 118,537
Total Net Assets	\$ 1,386,377	\$ 1,447,552	\$ 1,389,508	\$ 1,483,632	\$ 1,529,289	\$ 1,511,169	\$ 1,446,141



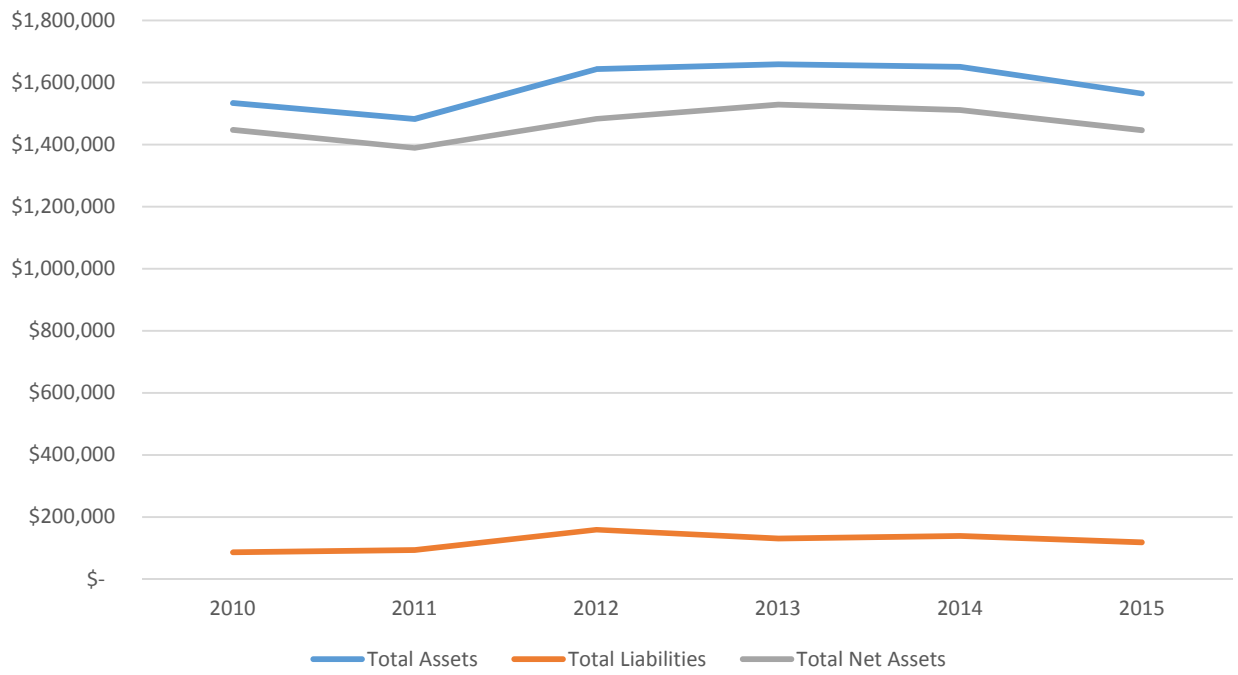
Council Liabilities Lincoln Trails



Total Net Assets Lincoln Trails



Council's Combined Balance Sheet Lincoln Trails



Operating Fund Lincoln Trails

